



MODEL 55 CHECKSIGNER SIGNATURE PLATE ORDER FORM

Company _____

Address _____



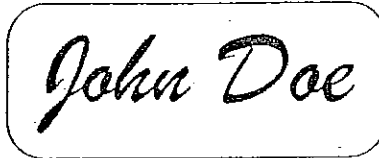


City _____ State _____ Zip _____

Please indicate the person to whom the plate should be sent

PLEASE READ THE FOLLOWING INSTRUCTIONS CAREFULLY

IMPRINT FORMAT

The Model 55 Checksigner has 6 imprint formats available (represented below). Please check the box with the desired format for your plate.


<input type="checkbox"/> A NOT VALID OVER \$1,000.00 	<input type="checkbox"/> B 	<input type="checkbox"/> C 
<input type="checkbox"/> D 	<input type="checkbox"/> E 	<input type="checkbox"/> F Pay Main Street Bank, N.A. Denver, Colorado THE CERTEX COMPANY INC. FOR DEPOSIT ONLY 1234567

Special Art (i.e. logos, seals, emblems) must be supplied, in black & white with this order form. Instructions regarding artwork or \$ amount limitations should be noted, in the box, at the right.

SPECIAL INSTRUCTIONS:

SIGNATURE SPECIMAN

- Signatures must be written with a BLACK Ball Point Pen ONLY. Do not use a felt tip pen or any other color.
- Use the spaces provided below for the signatures. The boxes represent the maximum size of the plate (1 3/4" x 1 3/4").
- Measure the size of the area that you desire to be imprinted. (It cannot be greater than 1 3/4" x 1 3/4", but it can be smaller.)
- Sign all three (3) boxes exactly as you would like the plate to appear. Be sure that the entire signature(s) is within the confines of the box and doesn't overlap into the shaded area.
- Please **ENCLOSE A VOIDED SAMPLE CHECK** with the desired imprint area clearly designated.



RETURN TO:
 Data Business Equipment, Inc.
 10513 Buena Vista Ct.
 Des Moines, IA 50322-3783